

## Product Overview

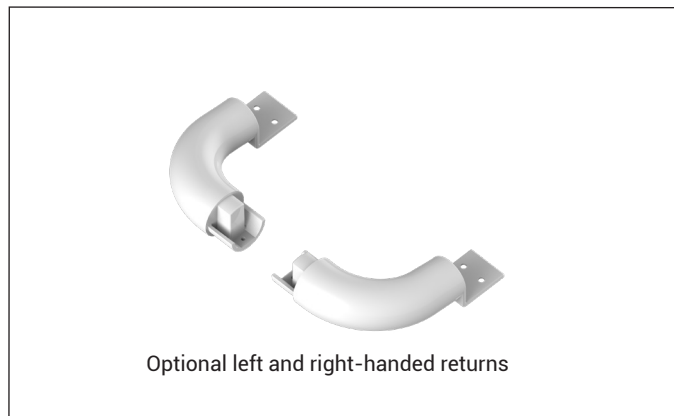
Grab-a-Rail is the new, lightweight kitchen support rail system that can help prevent slips and falls in the home, designed to give users increased independence and reduce the risk of falls when navigating the kitchen space.

## Features & Benefits

- + Grab-a-Rail increases user independence and reduces their risk of falls when navigating the kitchen space
- + Tested to a maximum weight load of 15.5 stone / 100kg
- + Quick and easy to install
- + Supplied in 2 sizes of 600mm and 1000mm. The 1000mm can be trimmed down to 810mm and the 600mm can be trimmed down to 450mm
- + Minimalist design, supplied in white to compliment any kitchen
- + Optional left and right-handed returns are available, which are a useful feature to prevent items catching on the end/corners of the grab-a-Rail
- + Safe and secure fixing points, four fixing points per bracket for a secure installation
- + Offers flexibility to accommodate the customers desired fitting requirements
- + Durable, safe and designed to withstand everyday use
- + Grab-a-Rail can be fitted to a minimum worktop thickness of 28mm, however if fitting into routed channels in the underside of the worktop the minimum thickness is 32mm
- + Can be fitted to new AKW kitchens or retro-fitted into existing kitchen with different options of install available based on the installation of the units

## Grab-a-Rail

The Kitchen Support Rail System



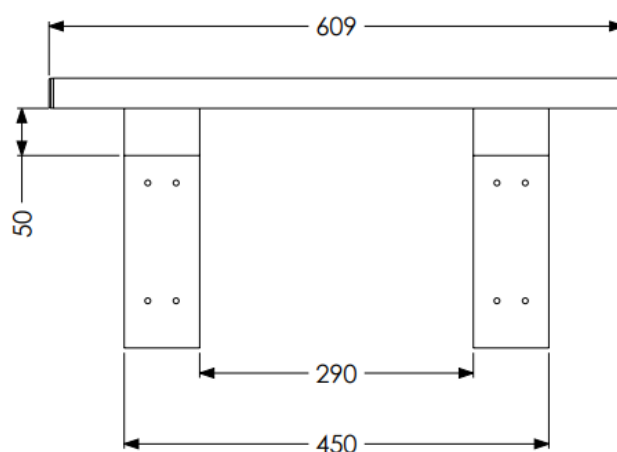
Optional left and right-handed returns

## Warranty & Approvals

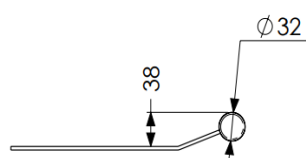
- + Lifetime Warranty



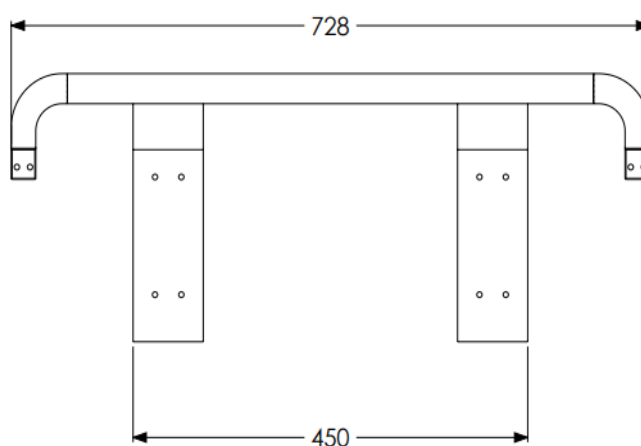
## Grab-a-Rail Dimensions (600mm)



Dimensions excluding end-returns



Diameter (600mm)




Dimensions including end-returns

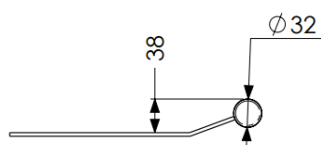


Diameter (600mm)


## Grab-a-Rail Dimensions (1000mm)



Dimensions excluding end-returns



Diameter (1000mm)



Dimensions including end-returns



Diameter (1000mm)

## Product Specification

Lengths Available	600mm & 1000mm
Diameter	32mm
Fixing Points	4 per bracket, 2 brackets per rail (no fixings supplied)
Maximum Weight Load	15.5 stone / 100kg
Colour	White
Materials:	Grab-a-Rail - Powdered Coated Stainless Steel End Returns - ABS
Minimum Worktop Thickness	28mm  If fitting into routed channels in the underside of the worktop, the minimum thickness is 32mm

### Link To Installation Instructions:

<https://akw.box.com/shared/static/zx6llheqrjn0emx0ip3ti3qzhn7e3bs8.pdf>

## Product Codes

Grab-A-Rail White 600mm	GAR600WH
Grab-A-Rail White 1000mm	GAR1000WH
Grab-A-Rail End Return White LH	GARRTNWHL
Grab-A-Rail End Return White RH	GARRTNWHR